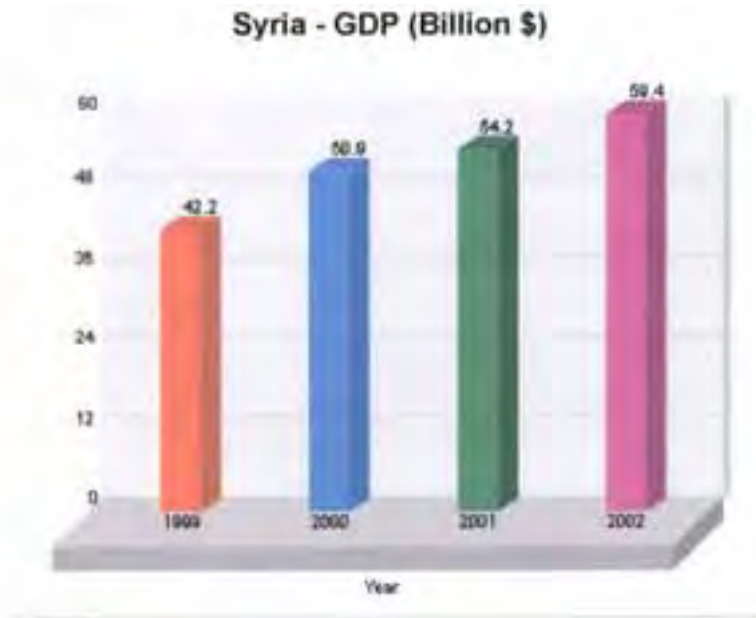



Fig 1. Contribution of agricultural GDP to total GDP:1975-1998. Adapted from Report No. 22602-SYR, 2001.



Source: CIA World Factbook
Unless otherwise noted, information in this page is accurate as of January 1, 2003

Fig 2. Syrian GDP (Billion \$).

Syria - Infant mortality rate (deaths/1,000 live births)



Source: CIA World Factbook

Unless otherwise noted, information in this page is accurate as of January 1, 2003

Fig. 3. Syrian infant mortality rate (Deaths per 1000 live births).




Fig. 4 - Average size of irrigated holdings by governorate (ha)

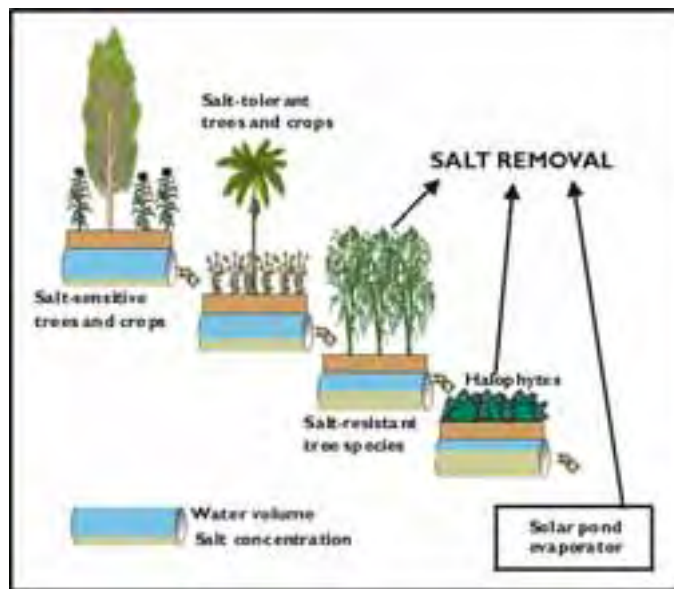


Figure 5. Regional drainage water or saline ground-water reuse plan